

# R&S® HMC8015 Power Analyzer

## Comprehensive power analysis in a compact package



Test & Measurement  
Fact Sheet | 01.00

▷ For more information,  
see [www.rohde-schwarz.com/product/HMC8015](http://www.rohde-schwarz.com/product/HMC8015)

### The perfect choice for

Engineering lab

General purpose

Production testing

Education

### Key specifications

Bandwidth	DC to 100 kHz
Sampling rate	500 ksample/s
Resolution	simultaneous display of current and voltage, each with 16-bit
Voltage input	up to 600 V <sub>RMS</sub>
Current input	up to 20 A <sub>RMS</sub>
Basic accuracy	0.05 % of reading
Frequency accuracy	0.1 % of reading
Input impedance	2 MΩ

### Key features

The R&S® HMC8015 power analyzer is the first compact tester for AC/DC load and standby current characterization that enables measurements without additional tools, such as a computer or remote infrastructure. In addition to a numerical and graphical display with 26 key parameters, the instrument delivers performance and compliance protocols in line with IEC 62301, EN 50564 and EN 61000-3-2.

Your benefit	Features
Clear display of all measured parameters	<ul style="list-style-type: none"> <li>Simultaneous display of up to 10 numerical measurement functions</li> <li>User-configurable measurement display</li> <li>Graphical display modes for inrush, harmonic analysis, waveform and trend chart</li> </ul>
High measurement accuracy	<ul style="list-style-type: none"> <li>Basic accuracy: 0.05 %</li> <li>Signal acquisition from DC to 100 kHz at a sampling rate of 500 ksample/s</li> <li>Simultaneous display of current and voltage, each with 16-bit resolution</li> </ul>
Everyday measurement functions	<ul style="list-style-type: none"> <li>26 different measurement and mathematical functions</li> <li>Limit testing with pass/fail indication for up to six selectable limits</li> </ul>

**ROHDE & SCHWARZ**

宥億企業股份有限公司

YO IE ENTERPRISE CORP., LTD

Tel: +886-2-7746-3368  
Fax: +886-2-2999-1178

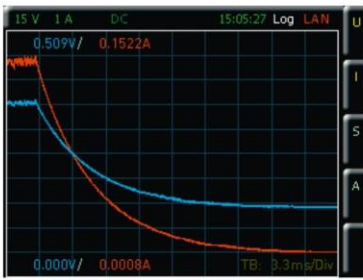
E-mail: [sales@yoie.com.tw](mailto:sales@yoie.com.tw)  
Web: [www.yoie.com.tw](http://www.yoie.com.tw)

New Taipei City 241, Taiwan

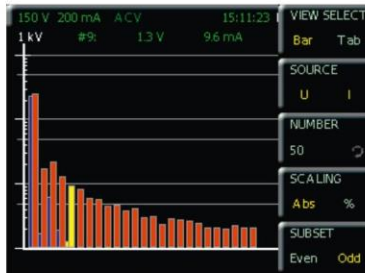
地址: 241 新北市三重區重新路五段 609 巷 16 號 8 樓之 10

Add: 8F.-10, No.16, Ln. 609, Sec. 5, Chongxin Rd., Sanchong Dist.,

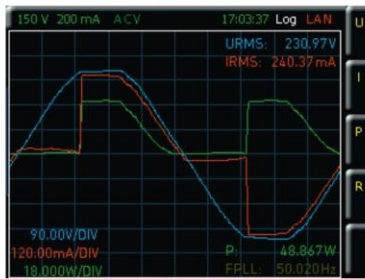




Inrush function



Harmonic analysis bargraph



Waveform: load with phase-angle control



Trend chart function

Rohde & Schwarz GmbH & Co. KG  
 Europe, Africa, Middle East | +49 89 4129 12345  
 North America | +1 888 TEST RSA (1 888 837 87 72)  
 Latin America | +1 410 910 79 88  
 Asia Pacific | +65 65 13 04 88  
 China | +86 800 810 82 28 | +86 400 650 58 96  
 www.rohde-schwarz.com  
 customersupport@rohde-schwarz.com

## Function overview with indication of required options

Function	Description	Configuration
P	Active power (W)	Standard
S	Apparent power (VA)	Standard
Q	Reactive power (VAR)	Standard
PF	Power factor ( $\lambda$ )	Standard
PHI	Phase shift ( $\phi$ )	Standard
FU	Voltage frequency value (Hz)	Standard
FI	Current frequency value (Hz)	Standard
FPLL	Acquisition frequency (Hz)	Standard
URMS	RMS voltage (U RMS)	Standard
UAVG	Average voltage (U AVG)	Standard
IRMS	RMS current (I RMS)	Standard
I AVG	Average current (I AVG)	Standard
UTHD	Total harmonic distortion U	Standard
ITHD	Total harmonic distortion I	Standard
WHM, WHP, WH, AHM, AHP, AH	Energy counter (integrator values)	Standard
UPPeak	Maximum voltage (U PEAK)	HOC/HVC151
UMPeak	Minimum voltage (U PEAK)	HOC/HVC151
IPPeak	Maximum current (I PEAK)	HOC/HVC151
IMPeak	Minimum current (I PEAK)	HOC/HVC151
PPPeak	Maximum power (P PEAK)	HOC/HVC151
PMPeak	Minimum power (P PEAK)	HOC/HVC151
Harmonics	Bargraph of up to 50 harmonics	HOC/HVC151
Waveform	Waveform display (displays one period of voltage, current or power)	HOC/HVC151
Trend chart	Current and voltage displayed as a waveform	HOC/HVC151
Inrush	Triggered display of waveform (single shot)	HOC/HVC151
Sensor input	Input for current probe/external shunt	HOC/HVC152
DIN/AIN	Digital/analog inputs and outputs (BNC)	HOC/HVC152
Limit/pass-fail	Limit display	HOC/HVC152
IEC62301	Standby standard	HOC/HVC153
EN50564	Extended standby standard	HOC/HVC153
EN61000-3-2	Harmonic current for EMC, CE approval	HOC/HVC153

**Software options:** can be ordered directly from the factory (HOC15x) or later (HVC15x) as a voucher

## Ordering information

Base units	
Description	Model
without GPIB	R&S®HMC8015
with GPIB	R&S®HMC8015-G
Options/accessories/system components	
Description	Type
AC/DC current probe 30 A, 4 mm connectors	R&S®HVC50
AC/DC current probe, 1000 A, 4 mm connectors	R&S®HVC51
<b>Line adapters</b>	
US version	R&S®HVC815-US
EU version	R&S®HVC815-EU
GB version	R&S®HVC815-GB
CHN/AUS version	R&S®HVC815-CHN
Advanced analysis, voucher upgrade	R&S®HOC/HVC151
Advanced I/O, voucher upgrade	R&S®HOC/HVC152
Compliance test, voucher upgrade	R&S®HOC/HVC153
19" rackmount kit, 2 HU	R&S®HVC95

### Included accessories:

All models include operating manual, power cable and three-year warranty.



R&S®HVC815 adapter

### Rohde & Schwarz Representative

R&S® is a registered trademark of Rohde & Schwarz GmbH & Co. KG  
 PD 5214.9421.32 | Version 01.00 | July 2017 (ks)  
 Trade names are trademarks of the owners  
 The R&S®HMC8015 Power Analyzer  
 Data without tolerance limits is not binding | Subject to change  
 © 2017 Rohde & Schwarz GmbH & Co. KG | 81671 Munich, Germany

育億企業股份有限公司

YO IE ENTERPRISE CORP., LTD

Tel: +886-2-7746-3368  
 Fax: +886-2-2999-1178

E-mail: sales@yoie.com.tw  
 Web: www.yoie.com.tw

地址: 241 新北市三重區重新路五段 609 巷 16 號 8 樓之 10

Add: 8F.-10, No.16, Ln. 609, Sec. 5, Chongxin Rd., San-chong Dist.,

