

R&S® HMC804x

Power Supply

100 W and 1, 2 or 3 Channels



宥億企業股份有限公司 YO IE ENTERPRISE CORP., LTD

Tel : +886-2-7746-3368

Fax : +886-2-3322-4068

地址:100台北市中正區忠孝東路1段85號12樓之二

E-mail: sales@yoie.com.tw

Web : www.yoie.com.tw

Add:12F.-2, No.85, Sec. 1, Zhongxiao E. Rd., Zhongzheng Dist., Taipei City, Taiwan



Test & Measurement

Product Brochure | 01.04

Total output power
All models: 100 W

Output current per channel
R&S®HMC8041: max. 10 A
R&S®HMC8042: max. 5 A
R&S®HMC8043: max. 3 A

EasyArb
Create individual V/I curves directly on the device

FuseLink
Combine electronic fuses as required

EasyRamp
Program a startup curve directly on the device

Sequencing
Sequenced start of channels

Trigger input
Start and control EasyArb, et al.

Analog input
Control output channel with external voltage and current


High energy efficiency
Low heat dissipation and quiet fan

Brilliant Screen
QVGA TFT Display with 320 x 240 Pixels

Data logging
To USB flash drive in CSV format

Protection
Overvoltage (OVP) and Overpower protection (OPP) for all outputs

UI-Tracking
Convenient parallel and serial operation



At a glance

One, two or three channels – R&S®HMC804x power supplies with their specifications and wide range of functions are ideal for use in development labs and industrial environments. Thanks to their high energy efficiency, the linear power supplies remain cool and quiet, even at maximum load. Practical interfaces and connectors allow users to work quickly and conveniently with the R&S®HMC804x, even in 19" racks.

The R&S®HMC804x family consists of three models with a maximum total power of up to 100W and a continuous voltage range from 0V to 32V. The one-channel R&S®HMC8041 delivers a maximum of 10A, the two-channel R&S®HMC8042 a maximum of 5A and the three-channel R&S®HMC8043 a maximum of 3A per channel. The two-channel and three-channel models enable users to connect multiple outputs in parallel or in series to increase the voltage or current. The outputs are galvanically isolated, floating, and protected against overloading and short circuits. Voltage, current and power values are output on a brilliant QVGA display.

The R&S®HMC804x offers a wide range of logging functions, an integrated energy meter and electronic fuses that can be individually combined for each channel, making it ideal for hardware developers, labs and industrial environments. Linear switching power supplies ensure high efficiency, for minimum heat dissipation even at full load. Developers and industrial users benefit from useful functions such as sequenced start of channels, EasyArb and EasyRamp functions that are directly programmable on the device, an analog input for external control of voltage values, an external trigger input for controlling channels and arb steps, and adjustable overvoltage/overpower protection for each channel.



All connectors, including SENSE, are available on the rear panel. A cage clamp facilitates rack installation and deinstallation. The LXI-compliant power supply can be controlled via LAN, USB or an optional GPIB interface. The CDC (virtual COM port) and TMC classes are supported for communications via USB. The remote control commands are based on the SCPI standard.

The R&S®HMC804x power supplies from the Rohde & Schwarz product range offer top quality and intelligent, practical functions at an extremely attractive price.

Key facts

Clear display of all measured parameters

- Brilliant QVGA color display (320 x 240 pixel)
- Realtime voltage, current and power values
- High setting and readback resolution: 1 mV and 0.1 mA/1.0 mA (depending on current and model)
- Low residual ripple due to linear postregulation
- High energy efficiency, low heat dissipation and quiet fan

Galvanically isolated, floating and short-circuit-proof outputs

- Front panel: 4 mm (0.16 in) safety sockets (R&S®HMC8041 including SENSE)
- Rear panel: WAGO cage clamp for all channels including SENSE
- Convenient parallel and serial operation via V/I tracking

Protective functions adjustable for each channel

- Overvoltage protection (OVP) for all outputs
- Overpower protection (OPP) for all outputs
- FuseLink (freely combinable electronic fuses)
- FuseDelay (fuse activation delay)

Ideal power supply for hardware developers and labs


- EasyArb function for user-definable V/I curves
- EasyRamp for simulating a start-up curve (directly programmable on device)
- Sequencing (sequenced start of channels)
- Energy meter (measurement of energy output)
- Analog input for external control via voltage (0V to 10V) and current (4 mA to 20 mA)
- Trigger input for starting/controlling EasyArb
- Data logging to USB flash drive in CSV format

Remote control

- USB interface (CDC/virtual COM port, TMC)
- LAN interface, LXI-compliant
- Optional GPIB interface
- Remote control via SCPI-based commands



R&S®HMC804x: standard version



R&S®HMC804x-G: GPIB version

Application	How the HAMEG R&S®HMC804x meets your needs
Engineering lab	<ul style="list-style-type: none"> FuseLink (freely combinable electronic fuses) EasyArb function for user-definable V/I curves EasyRamp for simulating a start-up curve (directly programmable on device) Built-in energy meter Data logging to USB flash drive in CSV format
Automatic test equipment (ATE)	<ul style="list-style-type: none"> Analog input for external control via voltage (0 V to 10 V) and current (4 mA to 20 mA) Trigger input for starting/controlling EasyArb Sequencing (sequenced start of channels)
Production environment	<ul style="list-style-type: none"> Rear connectors for all channels, including SENSE WAGO cage clamp on the rear panel for easy installation and deinstallation Remote control via SCPI-based commands LAN interface, integrated web server, LXI-compliant Optional GPIB interface (R&S®HMC804x-G models)

Ideal for industrial environments



Power supply units in industrial production environments are often found in 19" racks. The R&S®HMC804x series instruments are very suitable for this use as all models can be integrated into 19" racks with the rack mounting kits R&S®HZC95. Two R&S®HMC8043 models built side by side result in 6 channels on 2 rack units. Please ensure sufficient space is available in the rack for adequate cooling (required minimum space above a R&S®HMC804x: 1 rack unit).

Additionally, all front panel connectors plus SENSE lines are located at the back panel of the instrument. In order to facilitate the regular fitting-out for calibration the rear panel connector was designed with a WAGO cage clamp.

Base unit	Channels	Power	GPIB-Interface
R&S®HMC8043-G	3	100 W (33 W/Channel, 3 A (max.))	✓
R&S®HMC8043	3	100 W (33 W/Channel, 3 A (max.))	✗
R&S®HMC8042-G	2	100 W (50 W/Channel, 5 A (max.))	✓
R&S®HMC8042	2	100 W (50 W/Channel, 5 A (max.))	✗
R&S®HMC8041-G	1	100 W (10 A (max.))	✓
R&S®HMC8041	1	100 W (10 A (max.))	✗

R&S®HMC8043
R&S®HMC8042
R&S®HMC8041

1/2/3 channel power supply
 from firmware version 01.104

Electrical Specifications

Total power output	100W
Maximum power per channel	
R&S®HMC8043	33W
R&S®HMC8042	50W
R&S®HMC8041	100W
Voltage output	
all models	0V to 32V
Current output	
R&S®HMC8043	max 3A
R&S®HMC8042	max 5A
R&S®HMC8041	max 10A
Number of outputs	
R&S®HMC8043	3
R&S®HMC8042	2
R&S®HMC8041	1
Line & load regulation (SENSE connected)	
Constant voltage mode	
R&S®HMC8043	<0.02% + 3 mV
R&S®HMC8042 R&S®HMC8041	<0.03% + 5 mV
Constant current mode	
R&S®HMC8043	<0.03% + 200 µA
R&S®HMC8042 R&S®HMC8041	<0.03% + 300 µA
Voltage ripple 20 Hz to 20 MHz (front connector) (V=16V, I=Imax*0.5)	
R&S®HMC8043 R&S®HMC8042	450 µV _{rms} / 4 mV _{pk}
R&S®HMC8041	1 mV _{rms} / 5 mV _{pk}
Current ripple 20 Hz to 20 MHz (V=16V, I=Imax*0.5)	
all models	typ. <1 mA _{rms}
Response time with SENSE compensation (10% to 90% load change)	1 ms (±20 mV)
Max SENSE compensation	1V
Programming accuracy (23°C ±5°C)	

Voltage	
all models	<0.05% + 2 mV
Current	
R&S®HMC8043	<0.05% + 2 mA typ. <0.05% + 1 mA (I <100 mA)
R&S®HMC8042	<0.1% + 5 mA typ. <0.05% + 2 mA (I <100 mA)
R&S®HMC8041	<0.2% + 10 mA typ. <0.2% + 4 mA (I <100 mA)
Readback accuracy (23°C ±5°C)	
Voltage	
all models	<0.05% + 2 mV
Current	
R&S®HMC8043	<0.05% + 2 mA typ. <0.05% + 1 mA (I <100 mA)
R&S®HMC8042	<0.05% + 4 mA typ. <0.1% + 2 mA (I <100 mA)
R&S®HMC8041	<0.15% + 10 mA typ. <0.2% + 4 mA (I <100 mA)
Resolution	
Voltage	
all models	1 mV
Current	
R&S®HMC8043 R&S®HMC8042	0.1 mA (I <1 A) 1 mA (I >1 A)
R&S®HMC8041	0.5 mA (I <1 A) 1 mA (I >1 A)
Voltage to earth	250 VDC
Reverse voltage	max. 33V
Inverse voltage	max. 0.4V
Max. current allowed in case of inverse voltage	3A
Supplemental characteristics	
Front connectors	4 mm safety sockets
Rear connectors	Wago male connector (713-1428/037-000), 8 x 2-pole, pin spacing 3.5 mm / 0.138 in
Temperature coefficient ±(% of output + offset) (per K)	voltage: <0.02% + 3 mV current: <0.02% + 3 mA
Output voltage overshoot during turn-off of AC power with activated channel output	100 mV
Over temperature protection	Yes

Voltage programming speed (within 1% of total excursion)	
Positive voltage change	
no load	10 ms + µC-time
with resistive load	10 ms + µC-time
Negative voltage change	
no load	500 ms + µC-time
with resistive load	10 ms + µC-time
Command processing time	<30 ms
Over Voltage Protection	Yes
Over Power Protection	Yes
Energy Meter	Yes
EasyRamp	Yes
EasyRamp time	10 ms to 10 s
Electronic Fuse	
Fuse trip time	<10 ms
Fuse linking	<100 µs + trip time of linked channel
Fuse delay	10 ms to 10 s
Analog Interface	
Shunt resistance (4 mA to 20 mA)	250 Ohm
Input resistance 0V to 10V	>10 kOhm
Acquisition rate V/I interface	10 Sa/s
Response time V/I interface	<150 ms
Resolution	14 bit
Trigger Input	
Trigger response time	<1 ms
Min. trigger interval	10 ms
Trigger level	TTL
Edge direction	rising, falling
Arbitrary (EasyARB)	
Parameter	Voltage, current, time, interpolation mode (y/n)
Number of Points	max. 512
Dwell time	10 ms to 600 s
Repetition rate	continuous or burst mode with 1 to 255 repetitions
Trigger	manually, interface, trigger input

Logging	
Sampling rate	1000 Sa/s, 100 Sa/s, 10 Sa/s, 1 to 3600 Sa/s
Resolution	
R&S®HMC8043	1 mV / 0.1 mA (<100 Sa/s) 10 mV / 1 mA (1000 Sa/s)
R&S®HMC8042 / R&S®HMC8041	1 mV / 1 mA (<100 Sa/s); 10 mV / 10 mA (1000 Sa/s)
Memory	Internal or external memory (USB memory sticks)
Maximum number of points	limited by memory
Output Sequencing	
Synchronicity	<100µs
Delay per channel	1 ms to 60 s
Remote Interfaces	
Connectors	USB-TMC, USB-CDC (Virtual COM), LAN (LXI), GPIB (optional)
Miscellaneous	
Input power option	100 VAC to 240 VAC (±10%) 50/60 Hz
Maximum input power	200 W
Fuse	T3, 15L 250 V
Operating temperature	0°C to +40°C
Storage temperature	-20°C to +70°C
Humidity	5% to 80%
Display	3.5" / QVGA
Dimensions (H x W x D)	88 x 222 x 280 mm
Rack mount capability (half 19")	Yes
Weight	2.6 kg

The specifications are based on a 30 min warm-up period.

Accessories included:

Line cord, printed operating manual

Printed operating manual



Recommended Accessories

R&S®HZC95

19" rackmount kit
for R&S®HMC series, 2 HE




R&S®HZ72

IEEE-488 (GPIB) bus
interface cable



R&S®HZ10

5x silicon test lead
R&S®HZ10S: black, R&S®HZ10R: red, R&S®HZ10B: blue





3607016932

www.yoie.com.tw +886-2-7746-3368



宥億企業股份有限公司 YO IE ENTERPRISE CORP., LTD

Tel : +886-2-7746-3368

Fax : +886-2-3322-4068

地址:100台北市中正區忠孝東路 1 段85號12樓之二

E-mail: sales@yoie.com.tw

Web : www.yoie.com.tw

Add:12F.-2, No.85, Sec. 1, Zhongxiao E. Rd., Zhongzheng Dist., Taipei City, Taiwan



© 2016 Rohde & Schwarz GmbH & Co. KG
Mühdorfstr. 15, 81671 München, Germany
Phone: +49 89 41 29 - 0
Fax: +49 89 41 29 12 164

E-mail: info@rohde-schwarz.com

Internet: www.rohde-schwarz.com

Subject to change – Data without tolerance limits is not binding.

R&S® is a registered trademark of Rohde & Schwarz GmbH & Co. KG.

Trade names are trademarks of the owners.

PD 3607.01.69.32 V.01.04 PDP1 en